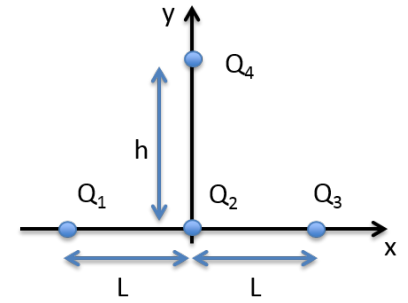


The next two questions pertain to the situation described below.

Three point charges  $Q_1=7\ \mu\text{C}$ ,  $Q_2=-10.5\ \mu\text{C}$  and  $Q_3=7\ \mu\text{C}$  are placed a distance  $L=1.3$  meter apart on the x-axis at points  $(-L, 0)$ ,  $(0,0)$ , and  $(L, 0)$  as shown in the figure. A fourth charge  $Q_4=-10.5\ \mu\text{C}$  is placed at a position  $(0, h)$  where  $h = 2.6$  m.



1) What is x-component of the force on  $Q_4$  due to the charges  $Q_1$ ,  $Q_2$ , and  $Q_3$ ?

- a.  $F_{Q_4x} = 0.147\ \text{N}$
- b.  $F_{Q_4x} = -0.07\ \text{N}$
- c.  $F_{Q_4x} = -0.217\ \text{N}$
- d.  $F_{Q_4x} = 0.077\ \text{N}$
- e.  $F_{Q_4x} = \text{Zero}$

2) What is y-component of the force on  $Q_4$  due to the charges  $Q_1$ ,  $Q_2$ , and  $Q_3$ ?

- a.  $F_{Q_4y} = \text{Zero}$
- b.  $F_{Q_4y} = 0.00674\ \text{N}$
- c.  $F_{Q_4y} = -0.00979\ \text{N}$
- d.  $F_{Q_4y} = 0.147\ \text{N}$
- e.  $F_{Q_4y} = -0.287\ \text{N}$

**The next two questions pertain to the situation described below.**

Two conducting spheres of radii  $r_1 = 20$  mm and  $r_2 = 5$  mm are charged with  $q_1 = 0.4$   $\mu\text{C}$  and  $q_2 = 0.12$   $\mu\text{C}$  respectively. The spheres are separated by a large distance.

3) What is the potential difference between the surfaces of the two spheres?

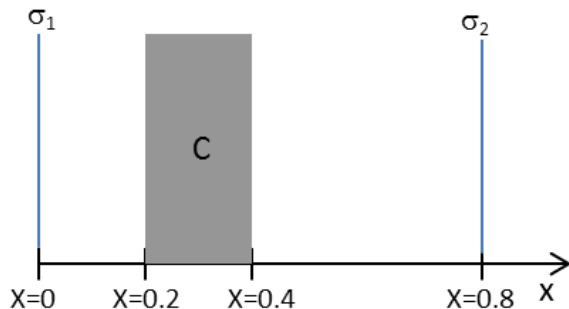
- a.  $3.6 \times 10^4$  Volts
- b.  $1.8 \times 10^5$  Volts
- c.  $2.16 \times 10^5$  Volts

4) If the spheres are connected by a thin conducting wire, in which direction (if any) would positive charge flow?

- a. no net charge is transferred between the two spheres
- b. from sphere 1 to sphere 2
- c. from sphere 2 to sphere 1

The next two questions pertain to the situation described below.

Two infinite nonconducting sheets of charge and one infinite conducting slab are placed perpendicular to the x direction as shown in the following figure. The conducting slab is electrically neutral and labeled C. The charge densities on the two sheets of charge are  $\sigma_1 = +5 \mu\text{C}/\text{m}^2$  and  $\sigma_2 = -9.5 \mu\text{C}/\text{m}^2$ .



5) The x-component of the electric field at  $x = 0.9$  is:

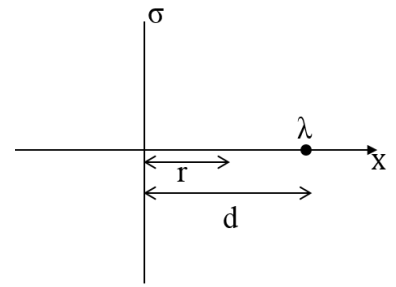
- a.  $E_x = -0.254 \times 10^6 \text{ V/m}$
- b.  $E_x = 0.536 \times 10^6 \text{ V/m}$
- c.  $E_x = -0.536 \times 10^6 \text{ V/m}$

6) The induced charge density on the left side of the conductor (i.e. at  $x=0.2$ ) is

- a.  $\sigma_L = -7.25 \mu\text{C}/\text{m}^2$
- b.  $\sigma_L = -2.25 \mu\text{C}/\text{m}^2$
- c.  $\sigma_L = -5 \mu\text{C}/\text{m}^2$
- d.  $\sigma_L = -2.5 \mu\text{C}/\text{m}^2$
- e.  $\sigma_L = -14.5 \mu\text{C}/\text{m}^2$

The next three questions pertain to the situation described below.

An infinite sheet with charge density per unit area  $\sigma$  is placed along the y axis at  $x=0$ . An infinite line of charge with charge density per unit length  $\lambda$  is located at  $x=d$  and  $y=0$  and oriented in the z direction (out of page) as shown in the figure.



7) What is the x component of the electric field **due ONLY to the infinite line of charge** at the point on the x axis a distance  $r$  to the right of the plane, as shown in the figure?

- a.  $E_x = \frac{\lambda}{2\pi\epsilon_0 r}$
- b.  $E_x = \frac{-\lambda}{2\pi\epsilon_0 (d-r)}$
- c.  $E_x = \frac{-\lambda}{2\pi\epsilon_0 r}$
- d.  $E_x = \frac{\lambda}{4\pi\epsilon_0 r^2}$
- e.  $E_x = \frac{\lambda}{2\pi\epsilon_0 (d-r)}$

8) You are told that there is a point on the x axis between the charged plane and the line of charge ( $0 < r < d$ ) where the electric field is zero. What can you conclude about the signs of  $\lambda$  and  $\sigma$ ?

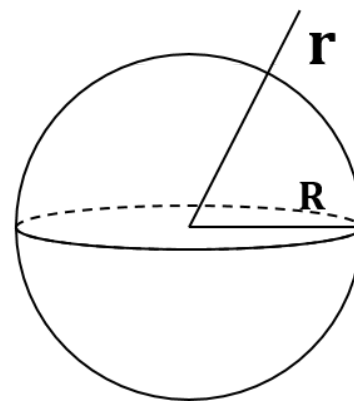
- a. They have the same sign.
- b. They are both negative.
- c. Nothing.
- d. They have the opposite sign.
- e. They are both positive.

9) Which expression gives the position along the x axis between the line of charge and the charged plane at which the electric field is zero?

- a.  $r = \frac{\lambda}{\pi\sigma}$
- b.  $r = d - \frac{\lambda}{\pi\sigma}$
- c.  $r = d + \frac{\lambda}{\pi\sigma}$

The next three questions pertain to the situation described below.

An insulating sphere of radius  $R$  carries a charge density per unit volume  $\rho$  as shown in the figure.



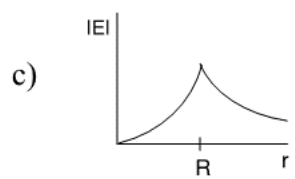
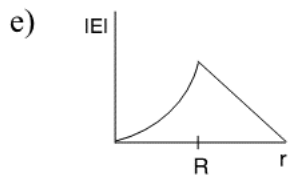
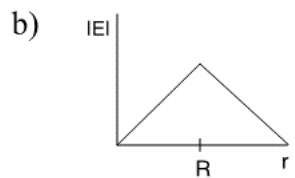
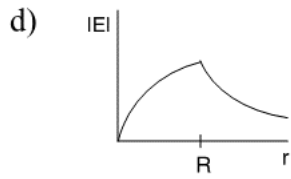
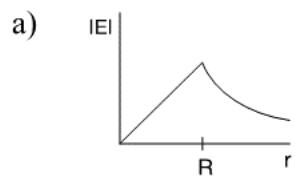
10) What is the magnitude of the electric field at a distance  $r > R$  from the center of the sphere?

- a.  $|E| = \frac{1}{4\pi\epsilon_0} \frac{\rho}{r^2}$
- b.  $|E| = \frac{1}{3\epsilon_0} \frac{\rho R^2}{r}$
- c.  $|E| = \frac{1}{4\pi\epsilon_0} \frac{\rho R^3}{r^2}$
- d.  $|E| = \frac{1}{3\rho\epsilon_0} \frac{R^3}{r^2}$
- e.  $|E| = \frac{1}{3\epsilon_0} \frac{\rho R^3}{r^2}$

11) What is the magnitude of the electric field at a distance  $r < R$  from the center of the sphere?

- a.  $|E| = \frac{\rho r^2}{3\epsilon_0}$
- b.  $|E| = \frac{\rho R}{6\epsilon_0}$
- c.  $|E| = \frac{\rho r}{3\epsilon_0}$
- d.  $|E| = \frac{\rho R}{3\epsilon_0}$
- e.  $|E| = \frac{\rho r}{6\epsilon_0}$

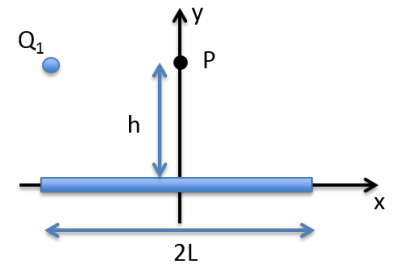
12) Which of the following best describes the magnitude of the  $|E|$  field as a function of the distance from the center of the sphere  $r$ ?



- a. e
- b. c
- c. d
- d. b
- e. a

The next three questions pertain to the situation described below.

A charge  $Q_1$  is placed at the point  $(-L, h)$  and a rod of length  $2L$  and total charge  $Q_{\text{rod}} = 18 \mu\text{C}$  distributed uniformly along its length, is placed with its ends at  $(-L, 0)$  and  $(0, L)$  as shown in the figure.



13) What is the linear charge density of the rod?

- a.  $\lambda = 36 \mu\text{C}/\text{m}$
- b.  $\lambda = 9 \mu\text{C}/\text{m}$
- c.  $\lambda = 4.5 \mu\text{C}/\text{m}$

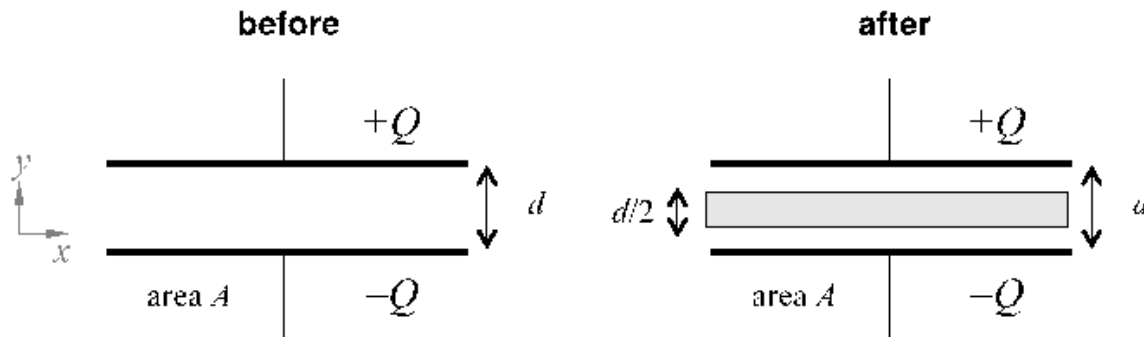
14) Which expression gives the electric field at the point  $\mathbf{P} = (0, h)$  due to the point charge and line of charge?

- a.  $\vec{E} = \frac{kQ_1}{L^2} \hat{x}$
- b.  $\vec{E} = k\lambda \int_{-L}^L \frac{dx}{(x^2+h^2)} \hat{y} + \frac{kQ_1}{L^2} \hat{x}$
- c.  $\vec{E} = k\lambda \int_{-L}^L \frac{dx}{(x^2+h^2)} \hat{y}$
- d.  $\vec{E} = k\lambda \int_{-L}^L \frac{xdx}{(x^2+h^2)^{\frac{3}{2}}} \hat{y} + \frac{kQ_1}{L^2} \hat{x}$
- e.  $\vec{E} = k\lambda \int_{-L}^L \frac{hdx}{(x^2+h^2)^{\frac{3}{2}}} \hat{y} + \frac{kQ_1}{L^2} \hat{x}$

15) A second charge,  $Q_2$ , is placed at  $(L, h)$ . What value should  $Q_2$  take in order that the **total** electric field at  $(0, h)$  is zero

- a.  $Q_2 = Q_1$
- b. It is not possible to make the field at  $(0, h)$  vanish by placing a point charge at  $(L, h)$ .
- c.  $Q_2 = -Q_1$

The next three questions pertain to the situation described below.



A parallel plate capacitor with a large surface area  $A$  compared to the separation between the plates  $d$  has charge  $Q$ . After a certain time, a conducting slab with the same area  $A$  and a thickness of half the separation between the plates  $d/2$  is inserted exactly in the middle of the two plates.

16) What is the relationship between the capacitance before,  $C$ , and after,  $C'$ ?

- a.  $C' = C$
- b.  $C' = C/2$
- c.  $C' = 2C$

17) What is the relationship between the energy stored in the capacitor before,  $U$ , and after,  $U'$ ?

- a.  $U' = U$
- b.  $U' > U$
- c.  $U' < U$

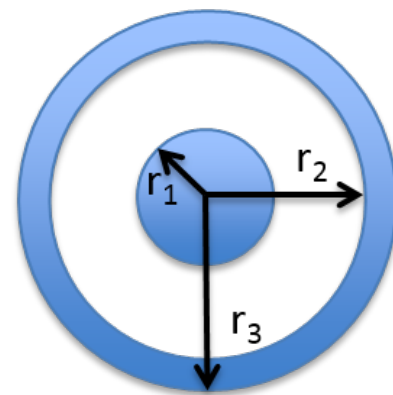
18) Consider the "before" configuration shown above. In what direction can a charge be moved in the field created between the plates without doing any external work on the charge?

- a. parallel to the  $y$ -axis
- b. external work is always necessary
- c. parallel to the  $x$ -axis



The next two questions pertain to the situation described below.

A solid conducting cylinder of radius  $r_1$  and length  $L$  with charge  $Q$  is placed inside a hollow conducting cylinder of the same length  $L$  with inner radius  $r_2$  and outer radius  $r_3$  and charge  $-Q$ .



19) How does the capacitance change if  $r_2$  is decreased slightly keeping  $L$ ,  $r_1$ , and  $r_3$  unchanged.

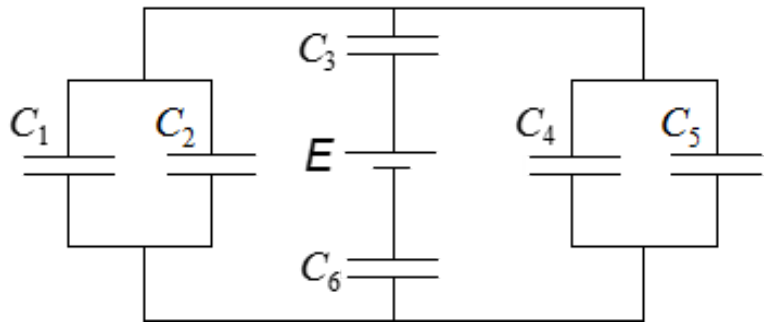
- a. The capacitance decreases.
- b. The capacitance increases.
- c. The capacitance remains the same.

20) Suppose the cylinder is submerged in gasoline ( $\epsilon = 2.0$ ) so that there is gasoline between the plates. How does the capacitance change relative to the capacitance of the previous question?

- a.  $C_1 = C_0/2$
- b.  $C_1 = C_0$
- c.  $C_1 = 2 C_0$

The next three questions pertain to the situation described below.

Six capacitors are connected to a battery as shown in the circuit diagram. The battery supplies  $E = 12 \text{ V}$ .



$$C_1 = 10 \mu\text{F}$$

$$C_2 = 16 \mu\text{F}$$

$$C_3 = 50 \mu\text{F}$$

$$C_4 = 6 \mu\text{F}$$

$$C_5 = 20 \mu\text{F}$$

$$C_6 = 40 \mu\text{F}$$

21) What is the equivalent capacitance for the combination of the six capacitors?

a.  $C_{123456} = 142 \mu\text{F}$

b.  $C_{123456} = 92.6 \mu\text{F}$

c.  $C_{123456} = 15.6 \mu\text{F}$

22) Which capacitors have the same charge

a.  $C_1$  and  $C_4$

b.  $C_3$  and  $C_6$

c.  $C_4$  and  $C_5$

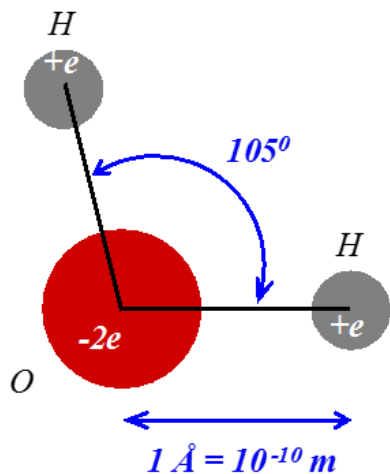
23) What is the energy stored in capacitor  $C_3$ ?

a.  $U_3 = 350 \mu\text{J}$

b.  $U_3 = 1120 \mu\text{J}$

c.  $U_3 = 3600 \mu\text{J}$

The next two questions pertain to the situation described below.



A water molecule may be crudely approximated as two positively charged hydrogen atoms and a negatively charged oxygen atom, as shown in the figure. Note the electron charge  $e = 1.6 \times 10^{-19} \text{ C}$ , and the separation between the two hydrogen atoms is  $1.6 \times 10^{-10} \text{ m}$ .

24) What is the electric potential energy associated with this configuration of charges? (Let 0 corresponds to the three charges being infinitely far apart.)

- a.  $1.45 \times 10^{-18} \text{ J}$
- b.  $-7.76 \times 10^{-18} \text{ J}$
- c.  $-9.22 \times 10^{-18} \text{ J}$

25) If the angle between the two hydrogen atoms is increased from 105 degrees to 180 degrees, while keeping the distance between the hydrogen and oxygen atoms fixed at  $10^{-10} \text{ m}$ , the electric potential energy of the system will

- a. decrease
- b. remain the same
- c. increase